

Signify Classified - Internal
Cooper Lighting Solutions Photometric Lab
1121 Highway 74 South
Peachtree City, GA 30269



Scaled data based on original data using
LM-79-08 Approved Method: Electrical and Photometric Measurements of Solid-
State Lighting Products

Test Report Prepared for
Cooper Lighting Solutions
(formerly Eaton)

Brand: McGRAW-EDISON

Report Number: P438803

Luminaire Tested: **ISW-SA1E-830-U-T4W-HSS**

Issue Date: 12/10/2020

Test Information

Test Method: LM-79-08
Report Number: P438803
TEST IS SCALED FROM IESNA LM-79-08 TEST DATA (G3-2011-074-13)
Test Lab: INNOVATION CENTER
Issue Date: 12/10/2020
Manufacturer: COOPER LIGHTING SOLUTIONS (FORMERLY EATON)
Product Line: McGRAW-EDISON
Catalog Number: ISW-SA1E-830-U-T4W-HSS
Description: IMPACT ELITE LED WEDGE LUMINAIRE
(1) 80 CRI, 3000K, 1050mA LIGHTSQUARE WITH 16 LEDS AND TYPE IV WIDE OPTICS WITH HOUSE SIDE SHIELD
Light Source: -
Ballast/Driver: ELECTRONIC DRIVER

Summary

Lumens per Lamp: N/A
Luminaire Lumens: 4136 lumens
Efficiency: N/A
Efficacy: 71.1 lumens/watt
Luminous Opening: Rectangular (W 0.5' x L: 0.5' x H: 0')
IES Classification: Type III - Short
BUG Rating: B0 - U0 - G1

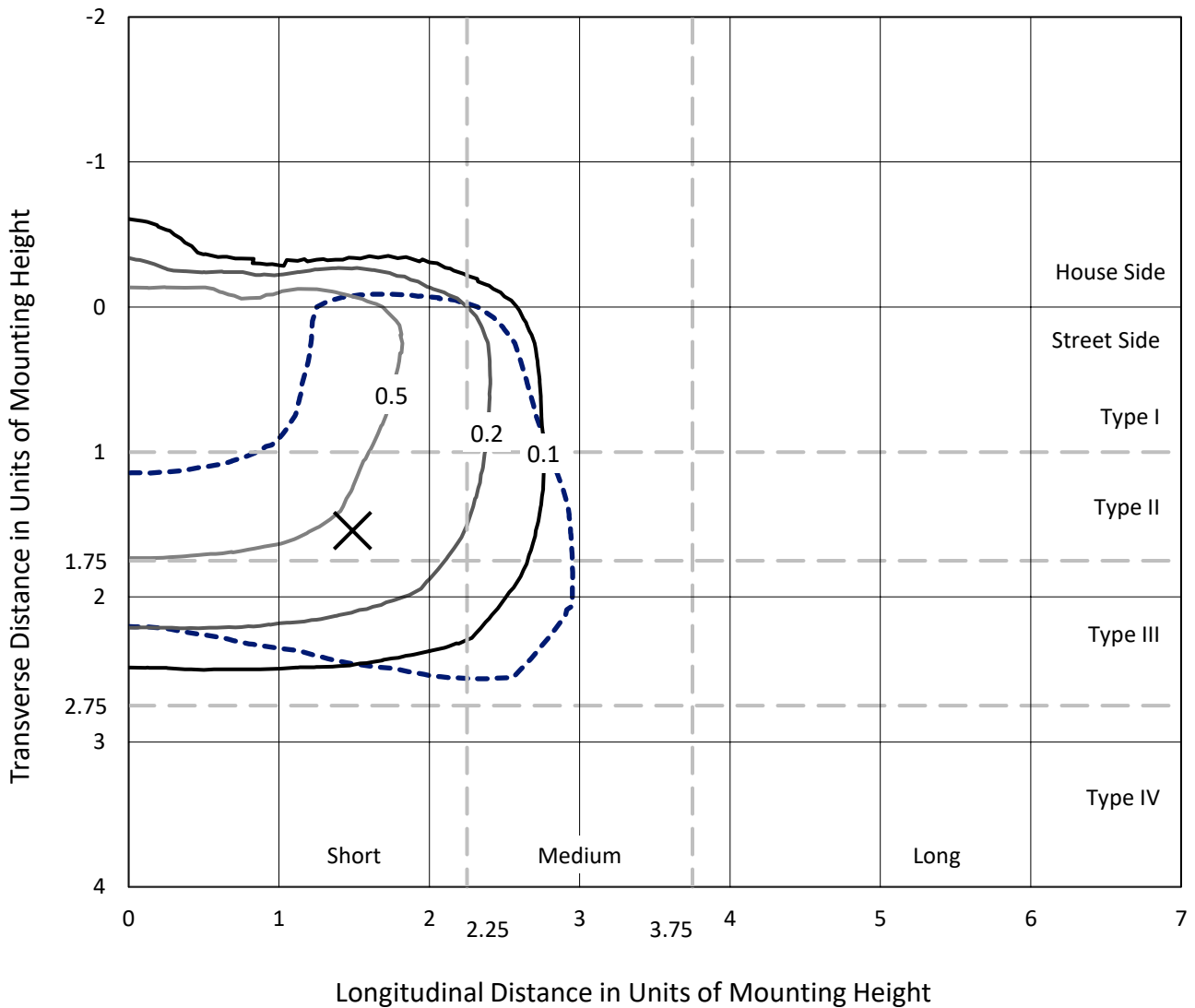
Input Watts (W): 58.2
Input Voltage (V): NR
Input Current (Ain): NR
Voltage Rise (V): NR
Power Factor: NR
Total Harmonic Distortion (THDi): NR
Frequency (hertz): 60
Stabilization Time: NR
Operation Time: NR
Ambient Temperature (°C): NR
Test Distance: 28.75 FT



REPORT NUMBER: P438803
 CATALOG NUMBER: ISW-SA1E-830-U-T4W-HSS

Iso-Footcandle Lines of Horizontal Illumination

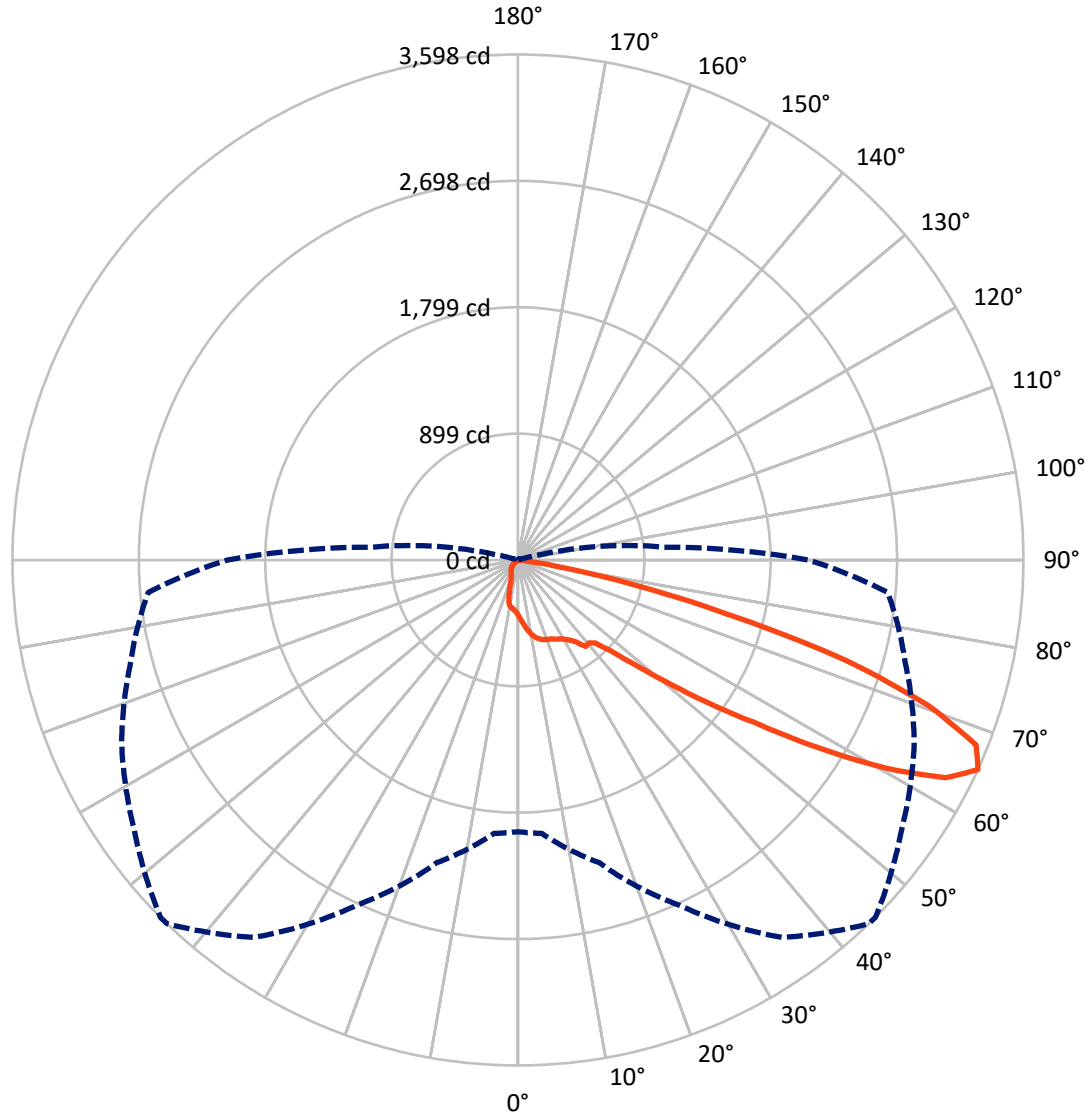
✕ Max cd
 - - - 1/2 Max cd



Based on 25 foot mounting height. Maximum calculated value = 0.9 fc
 Type III - Short - N/A

REPORT NUMBER: P438803
CATALOG NUMBER: ISW-SA1E-830-U-T4W-HSS

Luminous Intensity Polar Plot



— Vertical Plane Through 44-Deg Lateral - - - Horizontal Cone Through 65-Deg Vertical

REPORT NUMBER: P438803
 CATALOG NUMBER: ISW-SA1E-830-U-T4W-HSS

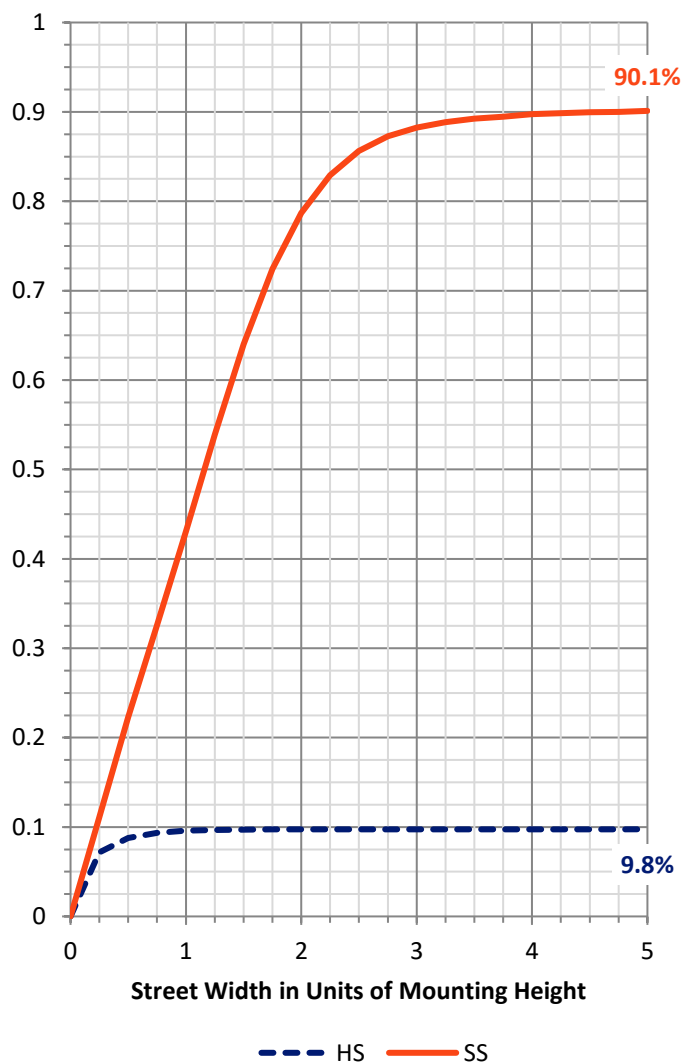
FLUX DISTRIBUTION:

		Downward	Upward	Total
House Side	Lumens	406.8	0.0	406.8
	% Fixture	9.8	0.0	9.8
Street Side	Lumens	3729.2	0.0	3729.2
	% Fixture	90.2	0.0	90.2
Total	Lumens	4136.0	0.0	4136.0
	% Fixture	100.0	0.0	100.0

ZONAL LUMENS:

Zone	Lumens	% Fixture
0°-10°	40.0	1.0
10°-20°	120.4	2.9
20°-30°	192.7	4.7
30°-40°	286.2	6.9
40°-50°	521.8	12.6
50°-60°	1094.1	26.5
60°-70°	1392.5	33.7
70°-80°	467.4	11.3
80°-90°	20.9	0.5
90°-100°	0.0	0.0
100°-110°	0.0	0.0
110°-120°	0.0	0.0
120°-130°	0.0	0.0
130°-140°	0.0	0.0
140°-150°	0.0	0.0
150°-160°	0.0	0.0
160°-170°	0.0	0.0
170°-180°	0.0	0.0
0°-90°	4136.0	100.0
0°-180°	4136.0	100.0

Coefficient of Utilization

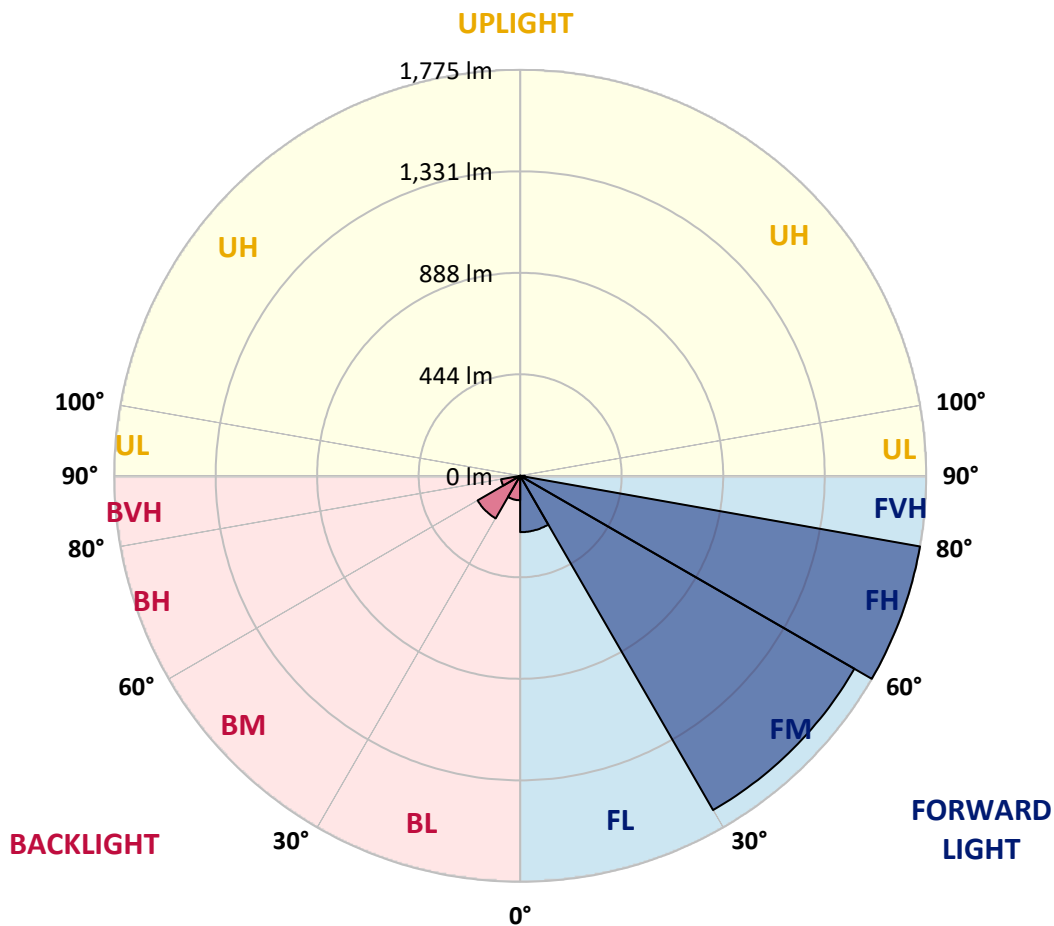


REPORT NUMBER: P438803
 CATALOG NUMBER: ISW-SA1E-830-U-T4W-HSS

LUMINAIRE CLASSIFICATION SYSTEM LUMEN TABLE AND BUG RATING:

Zone	Lumens	% Fixture	Zone Rating/Lumen Limit		
			B	U	G
FL (0°-30°)	246.3	6.0			
FM (30°-60°)	1687.4	40.8			
FH (60°-80°)	1775.0	42.9			G1/1800
FVH (80°-90°)	20.4	0.5			G1/100
BL (0°-30°)	106.8	2.6	B0/110		
BM (30°-60°)	214.6	5.2	B0/220		
BH (60°-80°)	84.8	2.1	B0/110		G0/110
BVH (80°-90°)	0.6	0.0			G0/10
UL (90°-100°)	0.0	0.0		U0/0	
UH (100°-180°)	0.0	0.0		U0/0	

BUG Rating: B0-U0-G1
 Type III Short





REPORT NUMBER: P438803
 CATALOG NUMBER: ISW-SA1E-830-U-T4W-HSS

CANDELA DISTRIBUTION (FULL):

	0°	5°	15°	25°	35°	44°	45°	55°	65°	75°	85°
0°	394.0	394.0	394.0	394.0	394.0	394.0	394.0	394.0	394.0	394.0	394.0
2.5°	444.0	446.0	438.0	440.0	436.0	428.0	426.0	420.0	412.0	406.0	400.0
5°	502.0	500.0	496.0	488.0	478.0	466.0	462.0	450.0	436.0	420.0	408.0
7.5°	550.0	550.0	544.0	536.0	520.0	504.0	500.0	484.0	464.0	442.0	420.0
10°	592.0	590.0	584.0	574.0	554.0	540.0	534.0	514.0	490.0	466.0	440.0
12.5°	624.0	624.0	616.0	602.0	580.0	566.0	562.0	544.0	520.0	492.0	456.0
15°	642.0	640.0	634.0	616.0	600.0	584.0	582.0	566.0	546.0	516.0	478.0
17.5°	642.0	644.0	634.0	624.0	610.0	596.0	594.0	582.0	562.0	536.0	496.0
20°	634.0	634.0	626.0	618.0	610.0	604.0	602.0	594.0	578.0	556.0	516.0
22.5°	624.0	622.0	620.0	614.0	612.0	610.0	612.0	608.0	598.0	574.0	536.0
25°	622.0	620.0	616.0	612.0	614.0	624.0	624.0	626.0	616.0	596.0	560.0
27.5°	630.0	630.0	624.0	618.0	622.0	636.0	636.0	642.0	636.0	622.0	586.0
30°	664.0	656.0	646.0	634.0	638.0	654.0	656.0	668.0	668.0	658.0	628.0
32.5°	710.0	702.0	676.0	660.0	660.0	680.0	680.0	700.0	718.0	698.0	652.0
35°	746.0	742.0	712.0	692.0	698.0	716.0	722.0	753.9	769.9	720.0	664.0
37.5°	865.9	859.9	801.9	728.0	732.0	781.9	785.9	799.9	785.9	730.0	688.0
40°	1025.9	1029.9	969.9	847.9	753.9	775.9	775.9	799.9	807.9	773.9	746.0
42.5°	1267.9	1243.9	1183.9	1017.9	851.9	807.9	809.9	843.9	885.9	865.9	869.9
45°	1477.9	1459.9	1395.9	1235.9	1009.9	913.9	905.9	949.9	1031.9	1049.9	1095.9
47.5°	1663.9	1645.9	1617.9	1467.9	1245.9	1099.9	1069.9	1113.9	1255.9	1349.9	1381.9
50°	1887.9	1891.9	1827.9	1741.9	1503.9	1349.9	1341.9	1343.9	1567.9	1645.9	1691.9
52.5°	2171.9	2165.9	2053.9	2007.9	1861.9	1677.9	1631.9	1659.9	1881.9	1937.9	2013.9
55°	2373.8	2367.8	2313.8	2305.8	2257.8	2041.9	2029.9	2027.9	2227.9	2251.8	2341.8
57.5°	2491.8	2501.8	2539.8	2641.8	2681.8	2525.8	2491.8	2425.8	2537.8	2531.8	2629.8
60°	2511.8	2527.8	2635.8	2869.8	3093.8	3009.8	2963.8	2791.8	2821.8	2771.8	2831.8
62.5°	2349.8	2395.8	2587.8	2917.8	3301.8	3413.8	3375.8	3109.8	3039.8	2935.8	2859.8
65°	1933.9	1953.9	2229.9	2709.8	3279.8	3597.8	3597.8	3335.8	3111.8	2855.8	2641.8
67.5°	1335.9	1345.9	1681.9	2185.9	2943.8	3517.8	3547.8	3331.8	2985.8	2541.8	2153.9
70°	757.9	813.9	1017.9	1527.9	2319.8	3097.8	3129.8	3031.8	2499.8	1883.9	1411.9
72.5°	316.0	352.0	496.0	889.9	1577.9	2439.8	2495.8	2403.8	1867.9	1149.9	668.0
75°	98.0	102.0	164.0	388.0	861.9	1531.9	1625.9	1621.9	1115.9	538.0	272.0
77.5°	54.0	56.0	78.0	158.0	378.0	817.9	875.9	827.9	552.0	232.0	84.0
80°	26.0	28.0	42.0	76.0	166.0	306.0	360.0	334.0	192.0	110.0	28.0
82.5°	8.0	10.0	20.0	34.0	66.0	72.0	72.0	128.0	98.0	72.0	14.0
85°	0.0	0.0	6.0	12.0	12.0	12.0	12.0	28.0	46.0	44.0	6.0
87.5°	0.0	0.0	0.0	0.0	2.0	2.0	2.0	2.0	2.0	4.0	2.0
90°	0.0	0.0	0.0	0.0	0.0	0.0	0.0	0.0	0.0	0.0	0.0



REPORT NUMBER: P438803
 CATALOG NUMBER: ISW-SA1E-830-U-T4W-HSS

CANDELA DISTRIBUTION (continued):

	90°	95°	105°	115°	125°	135°	145°	155°	165°	175°	180°
0°	394.0	394.0	394.0	394.0	394.0	394.0	394.0	394.0	394.0	394.0	394.0
2.5°	396.0	394.0	386.0	378.0	374.0	370.0	366.0	362.0	362.0	364.0	362.0
5°	400.0	394.0	382.0	370.0	362.0	356.0	348.0	346.0	344.0	346.0	346.0
7.5°	410.0	402.0	384.0	366.0	354.0	344.0	338.0	336.0	332.0	332.0	332.0
10°	426.0	412.0	388.0	368.0	352.0	338.0	320.0	300.0	288.0	280.0	274.0
12.5°	442.0	426.0	394.0	370.0	352.0	312.0	268.0	230.0	210.0	200.0	198.0
15°	460.0	440.0	406.0	378.0	330.0	256.0	196.0	164.0	156.0	156.0	154.0
17.5°	474.0	456.0	416.0	380.0	290.0	192.0	148.0	138.0	140.0	144.0	144.0
20°	496.0	474.0	430.0	362.0	224.0	144.0	130.0	132.0	134.0	136.0	138.0
22.5°	516.0	492.0	446.0	322.0	164.0	124.0	124.0	126.0	128.0	130.0	132.0
25°	540.0	518.0	462.0	264.0	126.0	114.0	116.0	120.0	122.0	124.0	124.0
27.5°	568.0	544.0	462.0	208.0	110.0	106.0	106.0	110.0	112.0	116.0	116.0
30°	606.0	580.0	450.0	154.0	102.0	98.0	96.0	100.0	102.0	106.0	106.0
32.5°	630.0	614.0	424.0	116.0	94.0	90.0	88.0	88.0	90.0	94.0	94.0
35°	654.0	646.0	384.0	100.0	88.0	84.0	80.0	76.0	76.0	76.0	76.0
37.5°	692.0	704.0	326.0	92.0	84.0	78.0	72.0	66.0	62.0	60.0	58.0
40°	769.9	779.9	268.0	86.0	78.0	72.0	62.0	54.0	48.0	44.0	44.0
42.5°	891.9	883.9	204.0	82.0	72.0	64.0	52.0	44.0	36.0	32.0	32.0
45°	1103.9	1013.9	150.0	76.0	68.0	58.0	44.0	34.0	26.0	24.0	24.0
47.5°	1363.9	1163.9	114.0	72.0	62.0	50.0	34.0	26.0	20.0	18.0	18.0
50°	1643.9	1317.9	94.0	66.0	56.0	42.0	28.0	18.0	14.0	14.0	14.0
52.5°	1907.9	1421.9	78.0	60.0	48.0	34.0	20.0	14.0	12.0	12.0	12.0
55°	2153.9	1485.9	64.0	52.0	40.0	26.0	16.0	12.0	10.0	8.0	8.0
57.5°	2321.8	1475.9	52.0	42.0	30.0	18.0	12.0	10.0	8.0	6.0	6.0
60°	2379.8	1387.9	40.0	34.0	22.0	14.0	10.0	8.0	6.0	4.0	4.0
62.5°	2297.8	1213.9	32.0	26.0	16.0	12.0	8.0	6.0	4.0	2.0	2.0
65°	2067.9	1043.9	24.0	18.0	12.0	8.0	6.0	4.0	2.0	0.0	0.0
67.5°	1645.9	809.9	20.0	12.0	8.0	6.0	4.0	2.0	0.0	0.0	0.0
70°	1029.9	508.0	16.0	8.0	6.0	4.0	2.0	0.0	0.0	0.0	0.0
72.5°	500.0	250.0	12.0	6.0	4.0	2.0	0.0	0.0	0.0	0.0	0.0
75°	186.0	82.0	10.0	6.0	2.0	2.0	0.0	0.0	0.0	0.0	0.0
77.5°	60.0	28.0	8.0	6.0	4.0	2.0	0.0	0.0	0.0	0.0	0.0
80°	22.0	12.0	4.0	2.0	2.0	2.0	0.0	0.0	0.0	0.0	0.0
82.5°	10.0	6.0	2.0	2.0	2.0	0.0	0.0	0.0	0.0	0.0	0.0
85°	4.0	4.0	2.0	2.0	0.0	0.0	0.0	0.0	0.0	0.0	0.0
87.5°	2.0	2.0	2.0	0.0	0.0	0.0	0.0	0.0	0.0	0.0	0.0
90°	0.0	0.0	0.0	0.0	0.0	0.0	0.0	0.0	0.0	0.0	0.0

Cooper Lighting Solutions Photometric Lab
1121 Highway 74 South
Peachtree City, GA 30269



LM-79-2019: Approved Method: Electrical and Photometric Measurements of Solid-State Lighting Products

Report Prepared for

Cooper Lighting Solutions

MCGRAW EDISON

Report Number: SP1-2408-195-9

Test Date: 08/07/2024

Luminaire Tested: GALN-SB1A-830-U-5WQ

Data in this report applies to families of products including GALN-SB1A-830-U-5WQ.

Test Information

Test Method: LM-79-2019
 Report Number: SP1-2408-195-9
 Test Lab: COOPER LIGHTING SOLUTIONS
 Photometer: SP1 - 76IN SPHERE
 Measurement Geometry: 4π
 Issue Date: 08/07/2024
 Manufacturer: COOPER LIGHTING SOLUTIONS
 Product Line: MCGRAW EDISON
 Catalog Number: **GALN-SB1A-830-U-5WQ**
 Description: GALLEON AREA AND ROADWAY LUMINAIRE. (1) 80 CRI, 3000K, 350MA HIGH DENSITY LIGHTSQUARE WITH 26 LEDS AND TYPE V WIDE OPTICS

Spectral Parameters

CCT (K): 3050
 CIE u': 0.2476
 CIE v': 0.5251
 Duv: 0.0034
 CIE x: 0.4383
 CIE y: 0.4131
 CIE z: 0.1487
 Peak Wavelength (nm): 603
 Dominant Wavelength (nm): 581
 Purity: 55.55201
 Rf: 81.5
 Rg: 99.2

CRI (Ra):	81.0		
R1:	79.6	R9:	7.1
R2:	85.6	R10:	67.0
R3:	92.0	R11:	82.7
R4:	82.6	R12:	63.2
R5:	78.9	R13:	80.3
R6:	81.7	R14:	95.0
R7:	85.2	R15:	71.7
R8:	62.0		



Test Conditions

Stabilization Time: 20M
 Operation Time: 1H 20M
 Sphere Temperature (°C): 24.2

REPORT NUMBER: SP1-2408-195-9

Measurement and Test Equipment			
Instrument	Identification Number	Calibration Date	Calibration Due Date
Photometer	IN0058	6/18/2024	12/18/2024
Power Meter	INXT2011004	2/8/2024	2/8/2025
AC Power Source	IN0063	10/24/2023	10/24/2024
DC Power Source	IN0208	10/24/2023	10/24/2024
Sphere Thermometer	IN0085	10/24/2023	10/24/2024
Room Thermometer	IN0046	10/24/2023	10/24/2024

REPORT NUMBER: SP1-2408-195-9

CIE 1931 Chromaticity Diagram



CIE 1931 Chromaticity Diagram with 2017 ANSI 7-Step and 4-Step Quadrangles



Point lies inside the ANSI 3000K 4-step quadrangle

REPORT NUMBER: SP1-2408-195-9

Photopic Flux vs. Wavelength



Photopic Lumens: NR

λ (nm)	Power W [^] /nm	Lumens (ϕ /nm)	λ (nm)	Power W [^] /nm	Lumens (ϕ /nm)	λ (nm)	Power W [^] /nm	Lumens (ϕ /nm)	λ (nm)	Power W [^] /nm	Lumens (ϕ /nm)	λ (nm)	Power W [^] /nm	Lumens (ϕ /nm)
360	0	NR	490	168	NR	620	940	NR	750	35	NR	880	1	NR
365	0	NR	495	233	NR	625	897	NR	755	30	NR	885	1	NR
370	0	NR	500	300	NR	630	847	NR	760	26	NR	890	1	NR
375	0	NR	505	372	NR	635	790	NR	765	22	NR	895	1	NR
380	0	NR	510	430	NR	640	730	NR	770	19	NR	900	1	NR
385	0	NR	515	483	NR	645	668	NR	775	16	NR	905	1	NR
390	0	NR	520	524	NR	650	605	NR	780	14	NR	910	0	NR
395	2	NR	525	555	NR	655	545	NR	785	12	NR	915	0	NR
400	4	NR	530	581	NR	660	485	NR	790	10	NR	920	0	NR
405	7	NR	535	604	NR	665	430	NR	795	9	NR	925	0	NR
410	17	NR	540	623	NR	670	378	NR	800	8	NR	930	0	NR
415	34	NR	545	645	NR	675	331	NR	805	7	NR	935	0	NR
420	68	NR	550	667	NR	680	290	NR	810	6	NR	940	0	NR
425	128	NR	555	693	NR	685	251	NR	815	5	NR	945	0	NR
430	214	NR	560	719	NR	690	218	NR	820	4	NR	950	0	NR
435	339	NR	565	754	NR	695	188	NR	825	4	NR	955	0	NR
440	507	NR	570	791	NR	700	162	NR	830	3	NR	960	0	NR
445	573	NR	575	830	NR	705	139	NR	835	3	NR	965	0	NR
450	356	NR	580	873	NR	710	119	NR	840	3	NR	970	0	NR
455	217	NR	585	913	NR	715	102	NR	845	2	NR	975	0	NR
460	168	NR	590	948	NR	720	88	NR	850	2	NR	980	0	NR
465	113	NR	595	974	NR	725	76	NR	855	2	NR	985	0	NR
470	85	NR	600	994	NR	730	65	NR	860	1	NR	990	0	NR
475	85	NR	605	998	NR	735	55	NR	865	1	NR	995	0	NR
480	94	NR	610	994	NR	740	47	NR	870	1	NR	1000	0	NR
485	120	NR	615	973	NR	745	41	NR	875	1	NR			

REPORT NUMBER: SP1-2408-195-9

Scotopic Flux vs. Wavelength



Scotopic Lumens: NR

S/P: 1.27

λ (nm)	Power W [^] /nm	Lumens (ϕ /nm)	λ (nm)	Power W [^] /nm	Lumens (ϕ /nm)	λ (nm)	Power W [^] /nm	Lumens (ϕ /nm)	λ (nm)	Power W [^] /nm	Lumens (ϕ /nm)	λ (nm)	Power W [^] /nm	Lumens (ϕ /nm)
360	0	NR	490	168	NR	620	940	NR	750	35	NR	880	1	NR
365	0	NR	495	233	NR	625	897	NR	755	30	NR	885	1	NR
370	0	NR	500	300	NR	630	847	NR	760	26	NR	890	1	NR
375	0	NR	505	372	NR	635	790	NR	765	22	NR	895	1	NR
380	0	NR	510	430	NR	640	730	NR	770	19	NR	900	1	NR
385	0	NR	515	483	NR	645	668	NR	775	16	NR	905	1	NR
390	0	NR	520	524	NR	650	605	NR	780	14	NR	910	0	NR
395	2	NR	525	555	NR	655	545	NR	785	12	NR	915	0	NR
400	4	NR	530	581	NR	660	485	NR	790	10	NR	920	0	NR
405	7	NR	535	604	NR	665	430	NR	795	9	NR	925	0	NR
410	17	NR	540	623	NR	670	378	NR	800	8	NR	930	0	NR
415	34	NR	545	645	NR	675	331	NR	805	7	NR	935	0	NR
420	68	NR	550	667	NR	680	290	NR	810	6	NR	940	0	NR
425	128	NR	555	693	NR	685	251	NR	815	5	NR	945	0	NR
430	214	NR	560	719	NR	690	218	NR	820	4	NR	950	0	NR
435	339	NR	565	754	NR	695	188	NR	825	4	NR	955	0	NR
440	507	NR	570	791	NR	700	162	NR	830	3	NR	960	0	NR
445	573	NR	575	830	NR	705	139	NR	835	3	NR	965	0	NR
450	356	NR	580	873	NR	710	119	NR	840	3	NR	970	0	NR
455	217	NR	585	913	NR	715	102	NR	845	2	NR	975	0	NR
460	168	NR	590	948	NR	720	88	NR	850	2	NR	980	0	NR
465	113	NR	595	974	NR	725	76	NR	855	2	NR	985	0	NR
470	85	NR	600	994	NR	730	65	NR	860	1	NR	990	0	NR
475	85	NR	605	998	NR	735	55	NR	865	1	NR	995	0	NR
480	94	NR	610	994	NR	740	47	NR	870	1	NR	1000	0	NR
485	120	NR	615	973	NR	745	41	NR	875	1	NR			

REPORT NUMBER: SP1-2408-195-9

Melanopic Flux vs. Wavelength



Melanopic Lumens: NR

M/P: 2.32

λ (nm)	Power W [^] /nm	Lumens (ϕ /nm)	λ (nm)	Power W [^] /nm	Lumens (ϕ /nm)	λ (nm)	Power W [^] /nm	Lumens (ϕ /nm)	λ (nm)	Power W [^] /nm	Lumens (ϕ /nm)	λ (nm)	Power W [^] /nm	Lumens (ϕ /nm)
360	0	NR	490	168	NR	620	940	NR	750	35	NR	880	1	NR
365	0	NR	495	233	NR	625	897	NR	755	30	NR	885	1	NR
370	0	NR	500	300	NR	630	847	NR	760	26	NR	890	1	NR
375	0	NR	505	372	NR	635	790	NR	765	22	NR	895	1	NR
380	0	NR	510	430	NR	640	730	NR	770	19	NR	900	1	NR
385	0	NR	515	483	NR	645	668	NR	775	16	NR	905	1	NR
390	0	NR	520	524	NR	650	605	NR	780	14	NR	910	0	NR
395	2	NR	525	555	NR	655	545	NR	785	12	NR	915	0	NR
400	4	NR	530	581	NR	660	485	NR	790	10	NR	920	0	NR
405	7	NR	535	604	NR	665	430	NR	795	9	NR	925	0	NR
410	17	NR	540	623	NR	670	378	NR	800	8	NR	930	0	NR
415	34	NR	545	645	NR	675	331	NR	805	7	NR	935	0	NR
420	68	NR	550	667	NR	680	290	NR	810	6	NR	940	0	NR
425	128	NR	555	693	NR	685	251	NR	815	5	NR	945	0	NR
430	214	NR	560	719	NR	690	218	NR	820	4	NR	950	0	NR
435	339	NR	565	754	NR	695	188	NR	825	4	NR	955	0	NR
440	507	NR	570	791	NR	700	162	NR	830	3	NR	960	0	NR
445	573	NR	575	830	NR	705	139	NR	835	3	NR	965	0	NR
450	356	NR	580	873	NR	710	119	NR	840	3	NR	970	0	NR
455	217	NR	585	913	NR	715	102	NR	845	2	NR	975	0	NR
460	168	NR	590	948	NR	720	88	NR	850	2	NR	980	0	NR
465	113	NR	595	974	NR	725	76	NR	855	2	NR	985	0	NR
470	85	NR	600	994	NR	730	65	NR	860	1	NR	990	0	NR
475	85	NR	605	998	NR	735	55	NR	865	1	NR	995	0	NR
480	94	NR	610	994	NR	740	47	NR	870	1	NR	1000	0	NR
485	120	NR	615	973	NR	745	41	NR	875	1	NR			

Summary

$R_f = 81.5$
 $R_g = 99.2$
 $CIE R_a = 81.0$
 $R_9 = 7.1$



Color Vector Graphics



Individual Sample Fidelity Index ($R_{f,i}$)

CES01 = 86	CES26 = 74	CES51 = 89	CES76 = 70
CES02 = 63	CES27 = 88	CES52 = 92	CES77 = 86
CES03 = 31	CES28 = 89	CES53 = 81	CES78 = 72
CES04 = 70	CES29 = 67	CES54 = 87	CES79 = 90
CES05 = 50	CES30 = 68	CES55 = 85	CES80 = 88
CES06 = 51	CES31 = 71	CES56 = 78	CES81 = 78
CES07 = 42	CES32 = 70	CES57 = 76	CES82 = 95
CES08 = 41	CES33 = 71	CES58 = 78	CES83 = 90
CES09 = 29	CES34 = 82	CES59 = 92	CES84 = 94
CES10 = 76	CES35 = 90	CES60 = 95	CES85 = 86
CES11 = 59	CES36 = 93	CES61 = 93	CES86 = 72
CES12 = 65	CES37 = 87	CES62 = 83	CES87 = 85
CES13 = 43	CES38 = 75	CES63 = 77	CES88 = 83
CES14 = 74	CES39 = 94	CES64 = 83	CES89 = 75
CES15 = 71	CES40 = 89	CES65 = 77	CES90 = 81
CES16 = 47	CES41 = 85	CES66 = 80	CES91 = 96
CES17 = 50	CES42 = 86	CES67 = 79	CES92 = 73
CES18 = 56	CES43 = 81	CES68 = 84	CES93 = 84
CES19 = 72	CES44 = 99	CES69 = 91	CES94 = 64
CES20 = 66	CES45 = 87	CES70 = 78	CES95 = 80
CES21 = 87	CES46 = 82	CES71 = 76	CES96 = 84
CES22 = 79	CES47 = 77	CES72 = 92	CES97 = 87
CES23 = 92	CES48 = 71	CES73 = 71	CES98 = 81
CES24 = 91	CES49 = 81	CES74 = 93	CES99 = 74
CES25 = 72	CES50 = 89	CES75 = 74	



Color Rendition by Hue-Angle Bin



Measure Comparisons



(END OF REPORT)